



Workshops Available as of 3/15/2023

NEWPORT PAPER & BOOK ARTS FESTIVAL XXVI CELEBRATING PAPER AND BOOK ARTS

April 13, 14 & 15, 2023

Sponsored by



OREGON COAST
COUNCIL FOR THE ARTS

Venues in Newport and the Surrounding Area

SEVEN INSTRUCTORS - ELEVEN WORKSHOPS

Surface Design • Collage • Book Arts • Mixed Media • Paper Manipulation • Box Arts

CONNIE STRICKS, Book and Paper Artist, Fairbanks, AK

IRIS SULLIVAN DAIRE, Fiber Artist and Natural Colorist, Astoria, OR

MARGO KLASS, Book, Box and Mixed Media Artist, Fairbanks, AK

MOE SNYDER, Book and Box Artist, Seal Rock, OR

PIETRO ACCARDI, Book and Marbling Artist, Gardnerville, NV

RANDI PARKHURST, Book, Box and Mixed Media Artist, Olympia, WA

SHAWN SHEEHY, Book Artist, Chicago, IL

coastarts.org/npbaf

Thursday & Friday April 13 & 14 - Two-Day Workshop

Dressing in Red:
Madder Bookcloth for Books, Boxes & Portfolios


Skill Level: All Levels Welcome

Class Limit: 12

Materials Fee: \$85

IRIS SULLIVAN DAIRE

Only 1 spot available



Iris Sullivan Daire is an artist and naturalist dyer who uses site specific pigments and dyes to add new layers of meaning to the narrative of her work. She relishes using science, metaphor and story to bring the materials to life while teaching. Sullivan Daire lives with her family next to the Columbia River in Astoria, Oregon. She grows traditional dye plants and has been quietly mapping the hidden colors contained within the native and invasive plants of the North Oregon Coast. She holds a BFA in fiber arts from University of Oregon and has been teaching for over 20 years.



Dressing in Red:

Madder Bookcloth for Books, Boxes & Portfolios

Madder Root has been part of bookbinding for longer than the printing press. This ancient dye has been used for thousands of years for textiles and to create pigments used for painting and ink. In this workshop participants will learn the special requirements for dyeing with this plant, and ways to include it in their art practice.

Day One: We will dye linen and cotton/hemp cloth suitable for bookcloth. A few options for patterning the cloth using simple resist dyeing techniques will be presented for students to try.

Day Two: We will back our red cloth with paper and explore ways to make the most out of the left-over dye bath - by creating pigment and using it for enhanced botanical prints. Each student will end up with three pieces of book cloth, dyed linen thread and several botanical printed papers.

Materials Provided by Instructor: Clamps, cloth prepared for dyeing (linen and cotton/hemp), comprehensive packet with all instructions, dried leaves for printing, drying racks, dye pots, hot plates, ironing boards and irons, Madder root and all necessary adjuncts for dyeing, paper for backing cloth and for printing on, paste and brushes, pasting boards, rinse buckets, sewing machine (1), tongs

Materials Provided by Student: Apron, bone folder, gloves (surgical style), note taking supplies, rags or roll of paper towels

Optional: Additional papers to print (watercolor, cotton bond, etc.), galvanized steel flashing shingles (two - 8" x 12"), Nori Paste (small jar), paste brush, sewing machine (if it is easy and you live locally -no obligation to share machine with other students)

Thursday & Friday April 13 & 14 - Two-Day Workshop

Japanese Portfolio Box


Skill Level: All Levels Welcome

Class Limit: 12

Materials Fee: \$25

MOE SNYDER

Only 1 spot available



Japanese Portfolio Box

Over two days, learn to make a beautiful Japanese portfolio box with traditional bone clasp-and-loop closure. We will add natural elements for further interest and embellishment, using various attachment techniques. An assortment of attachments will be provided: please bring along your own favorites if desired, such as small wooden pieces, shells, etc. We will learn fine finishing details to make the inside as elegant as the outside. An assortment of book cloths will be provided for covering. As time allows, we'll stitch a Japanese stab-bound book to fit inside. Some box-making experience is helpful, but not required.

Materials Provided by Instructor: Beeswax, bone clasps, book board, book cloth, chisels for class to share, covered bricks for weights, glue sheets, infill paper, natural elements (assorted sticks, shells and stones), needles, PVA glue, text blocks, covers and thread for stab-bound books

Materials Provided by Student: Bone and/or Teflon folder, cotton rags (2-3), cutting mat (18" or larger), cutting tool and blades (Olfa or Xacto), glue brushes (.5" round and .5" flat), mechanical pencil and eraser, ruler (12" or longer), small container with lid for glue, t-square or triangle (6" or larger)

Optional: 3" metal triangle (highly recommended), natural materials for decoration, small weights

Moe Snyder is an accomplished book, box and drawing artist with a BFA in Book Arts from Oregon Collage of Art and Craft in Portland. Her work and teaching are focused on our connections to the natural world, the joy of find craft and the richness to be found in mindfully connection the two. Snyder lives and explores from her home in Seal Rock, Oregon.



Thursday & Friday April 13 & 14 - Two-Day Workshop




Animated Pop-Ups

Skill Level: All Levels Welcome

Class Limit: 16

Materials Fee: \$30

SHAWN SHEEHY



Animated Pop-Ups

Pop-ups are dimensional and come to life when a page is turned. Moveables are flat and come to life when a tab is pulled. Both strategies alone can animate a page; combining the two can make the animation even more exciting. In this workshop you will assemble and explore a variety of applied foundational structures for paper engineering. (Applied: Use a flapping structure to pop-up a flying bird) You will bind the collected structures into a simple case. All skill levels are encouraged.

Materials Provided by Instructor: Papers, PVA glue and cups, pattern set

Materials Provided by Student: Bone folder, cutting mat (12" x 18"), cutting tool and blades (Xacto), pencil and eraser, ruler (12"), scissors

Optional: glue brush (.25"), glue sheets, micro spatula, screw punch, tweezers



Shawn Sheehy has been teaching book arts courses and workshops since 2001. His broadsides and artist book editions have been collected by such prestigious institutions as Sandford, Carnegie Mellon, University of Chicago, Library of Congress, UCLA and Harvard. His pop-ups have been featured twice in both *Hand Papermaking* magazine and *Vintage* magazine. Sheehy's pop-up book *Welcome to the Neighborhood* was published in 2015 and his pop-up book *Beyond the Sixth Extinction* was published in October 2018: both through Candlewick, and both winning numerous awards. He holds an MFA in the Book Arts from the Columba College Chicago. Visit him at shawnsheehy.com

Saturday, April 15 - One-Day Workshop

Plant Ink Alchemy

Skill Level: All Levels Welcome

Class Limit: 12

Materials Fee: \$50

Only 1 spot available

IRIS SULLIVAN DAIRE



Plant Ink Alchemy

Enjoy a colorful exploration in the realms of mark making. In this workshop we will learn the essential of making ink three ways. Use madder root to make red, indigo pigment for blue, a local tree for brown, and traditional combination of iron with oak galls for black. By understanding what ink is, and how to render plants into ink, a magical world of color possibilities opens up for our art or writing practice. Writing or drawing with plant-based inks connects us to the land in very real and tangible ways.

Learn about the functions of additives to ink, how to convert raw materials to pigment and leave class with four 1 oz bottles of water-based inks made in class. These inks can be used with dip pens, paint brushes or with thickening for printing.

Materials Provided by Instructor: Bottles and labels for inks, brushes and paper for testing inks, clove essential oil, dye pots, hot plates, ink additives, raw material for inks, syringes

Materials Provided by Student: Apron, indelible pen, gloves (surgical or similar), jar with lid (8 oz), note taking supplies, small rags or roll of paper towels

Optional: Favorite dip pen and/or brushes, favorite essential oil for preserving ink

Iris Sullivan Daire is an artist and naturalist dyer who uses site specific pigments and dyes to add new layers of meaning to the narrative of her work. She relishes using science, metaphor and story to bring the materials to life while teaching. Sullivan Daire lives with her family next to the Columbia River in Astoria, Oregon. She grows traditional dye plants and has been quietly mapping the hidden colors contained within the native and invasive plants of the North Oregon Coast. She holds a BFA in fiber arts from University of Oregon and has been teaching for over 20 years.



Saturday, April 15 - One-Day Workshop

Gary Frost's Sewn Boards Binding


Skill Level: All Levels Welcome

Class Limit: 12

Materials Fee: \$15

Only 1 spot available

MOE SNYDER



Gary Frost's Sewn Boards Binding

Learn to make Gary Frost's versatile sewn boards binding, a great structure for journals or sketchbooks. The book opens flat, and requires minimal adhesive and simple materials to construct. For this class, book cloth will be provided for the spine covering and assorted papers for the book covers. You are encouraged to bring along favorite paper of your own, if you wish, such as paste papers, prints etc. Have any travels planned? This binding is a perfect light-weight travel journal. As time allows, we'll explore alternative covering methods as well.

Materials Provided by Instructor: Assorted decorative papers for covers and endsheets, beeswax, book cloth, cover cardstock, covered bricks for weights, Japanese paper for spine liners, glue sheets, needles, paper cutter, PVA glue, text block paper, thread

Materials Provided by Student: Bone and/or Teflon folder, cotton rags (2 or 3), cutting mat (18" or larger), cutting tool and blades (Olfa or Xacto), glue brush (1/2" round or flat), mechanical pencil and eraser, needle awl, ruler (12" or larger), scissors, small container with lid for glue

Optional: Favorite papers (lightweight enough to fold easily, large enough to cover approximately a 9" x 11" area grain short (grain should run parallel to the book spine), right-angle triangle (6" or larger), small weights

Moe Snyder is an accomplished book, box and drawing artist with a BFA in Book Arts from Oregon Collage of Art and Craft in Portland. Her work and teaching are focused on our connections to the natural world, the joy of find craft and the richness to be found in mindfully connection the two. Snyder lives and explores from her home in Seal Rock, Oregon.



Saturday, April 15 - One-Day Workshop


Paper Engineering for the Pop-Up Curious

Skill Level: All Levels Welcome

Class Limit: 16

Materials Fee: \$15

SHAWN SHEEHY



Paper Engineering for the Pop-Up Curious

Nearly all pop-ups are built from just two simple fundamental structures: v-folds and parallel folds. Learning how and when to use those two structures – and to see the broad range of what they can do – can open the door to a lifetime of exploration. In this workshop, you will learn the fundamentals of pop-ups by building a set of models with a simple set of tools and materials. Ultimately, you will bind your folios together into a book of samples. All skill levels are encouraged.

Materials Provided by Instructor: Coverstock, PVA glue and cups, papers, pattern set

Materials Provided by Student: Bone folder, cutting mat (12" x 18"), cutting tool and blades (Xacto), pencil and eraser, ruler (12"), scissors

Optional: Glue brush (.25"), glue sheets, micro spatula, tweezers



Shawn Sheehy has been teaching book arts courses and workshops since 2001. His broadsides and artist book editions have been collected by such prestigious institutions as Sandford, Carnegie Mellon, University of Chicago, Library of Congress, UCLA and Harvard. His pop-ups have been featured twice in both *Hand Papermaking* magazine and *Vintage* magazine. Sheehy's pop-up book *Welcome to the Neighborhood* was published in 2015 and his pop-up book *Beyond the Sixth Extinction* was published in October 2018: both through Candlewick, and both winning numerous awards. He holds an MFA in the Book Arts from the Columba College Chicago. Visit him at shawnsheehy.com

FESTIVAL & REGISTRATION INFORMATION

Workshop Registration Fees are based on the number of days you take workshops. The more days you take workshops, the less it costs per day.

One Day — \$140 total

Two Days — \$230 total

Three Days — \$295 total

In addition to **registration fees**, each workshop has a **materials fee**. These are listed in the workshop descriptions.

Two-Day Workshops There are five two-day workshops being offered. These count as two days in registration fees. The materials fee covers both days.

Workshop Hours All workshops meet from 9:00am to noon and 1:00- 4:30pm. You may not enter your classroom until 8:50am.

How to Register Registration is online via Google Form only. The time and date stamp will determine your place in the registration queue. HOW TO REGISTER Registration is online only via Google Forms. The time and date stamp will determine your place in the registration queue. **Please take the time to read the rest of the registration information.**

To register for the festival, click here: www.coastarts.org/npbaf/2023

If the link does not work, type the URL into your Internet browser search bar.

Things to Know

- You must fill out the form in one sitting.
- You must answer every question.
- If you enter a wrong answer just select the correct one and the wrong one will be deleted.
- Once you have submitted the form, you cannot go back and change your answers.
- Your form has not been submitted until you see the following:



If this does not appear, scroll up and confirm that all the questions have been answered.

The last day to register or change workshops is April 3, 2023.


Waiting Lists A waiting list is kept for each workshop equal to the maximum number of students for that workshop. If someone cancels, that spot will be offered to the first person on the waiting list.

Registration Confirmation Within three days of completing your registration you will receive an email from OCCA with the subject line: **You received a new invoice**. The invoice will list the workshops you are registered in, registration fees, materials fees and lunch choices.


Payment is due within 48 hours of receiving your invoice. There will be a link in your invoice to the Square Payment Portal. Square accepts all major credit and debit cards. If payment is not received within 48 hours of your invoice arriving, your registration will be forfeited. If you prefer to pay by check, email Sara at ssiggelkow@coastarts.org for instructions.

Refund Policy If you cannot attend a workshop for which you have registered, let us know immediately. We will gladly refund your registration minus a \$45 fee. There will be no refunds after March 11, 2023.

The Oregon Coast Council for the Arts reserves the right to cancel workshop(s).



QUESTIONS Contact Sara Siggelkow at ssiggelkow@coastarts.org or 541-574-3364



VOLUNTEERS have always had an important role in the festival—helping with everything from room set-up, classroom assistants, evening events and more. If you are interested in volunteering or learning more about volunteer opportunities please indicate this on your registration form. We will send out a list of opportunities and descriptions, in February. Thank you in advance.

Attendee Check-In Each attendee must pick up their festival welcome packet **before** their first workshop. The welcome packet will have workshop locations in addition to other important information.

Welcome packets will be available during the following times at the Newport Visual Arts, 777 Beach Drive, Newport, OR 97365.

- Wednesday April 12 - 2-6pm
- Thursday April 13 - 7-8:30am and 3-4pm
- Friday April 14 - 7:30-8:30am and 4-6pm
- Saturday April 15 - 7:30-8:30am

You must check in during one of these times.

NEWPORT PAPER & BOOK ARTS FESTIVAL INSTRUCTORS' SHOW

March 4 through April 15, 2023

Newport Visual Art Center Upstairs Gallery

Gallery open Tuesday through Saturday, noon to 4 pm

Opening Reception - Saturday March 4, 1-3pm

Closing Reception - Saturday April 15, 5:30-6:30pm

EVENING ACTIVITIES

Thursday April 13 — 5-6:30pm Newport Performing Arts Center (777 W Olive St)

Artist Talk - Politics, Extravagant Medium: The Pop-Up Books of Shawn Sheehy

Shawn Sheehy creates artist books and other paper engineered ephemera with an ecological bent. He dedicates his artistic practice to raising awareness of environmental issues and contemplating the cultural impacts of human/wild relationships. He uses paper-engineered structures to communicate those ideas because of their inherent potential to capture viewer attention and deliver messaging. In this presentation Sheehy will talk about his work; about balancing artist books, trade publishing, workshop instruction and directing a nonprofit; and about the alluring and enduring power of pop-up books.

Friday April 14 — at the Newport Visual Arts Center (777 NW Beach St)

4:30-5:30pm Show and Tell, Mix & Mingle

5-6:30pm 2023 Newport Paper & Book Arts Festival Instructors' Show Closing Reception

FRIENDS OF THE FESTIVAL

The Oregon Coast Council for the Arts has formed the Friends of the Festival patron group. Join the Friends of the Festival and support the project's growth and sustainability - including scholarships. If you are not currently a Friend of the Festival you can join during registration.

Become a Friend of the Festival - Annual membership


\$25 level - Thank you for becoming a Friend of the Festival.

\$50 level - Friends of the Festival enjoy a 5% discount on festival registration fees.

\$100 level - Friends of the Festival enjoy a 5% discount on festival registration fees and a 10% discount on any artwork purchased during the festival (excluding \$25 for the Future items).

\$250 level - Friends of the Festival enjoy a 10% discount on festival registration fees, a 10% discount on any artwork purchased during the festival (excluding \$25 for the Future items) and recognition on the festival website and brochure.

\$500 - Friends of the Festival enjoy a 15% discount on festival registration fees, a 10% discount on any artwork purchased during the festival (excluding \$25 for the Future items) and recognition on the festival website and brochure.



Cheri Aldrich and friends are organizing the **\$25 FOR THE FUTURE** project to help support the Friends of the Festival. They are asking for donations of paper-related art pieces that will be displayed on the wall in a grid pattern. Pieces should be no larger than 8" x 10" (smaller is fine) and not deeper than about an inch. Items will be tucked into see-through pockets. These donated pieces will be sold for \$25, with the entire amount going to Friends of the Festival. Art will be displayed at the Newport Visual Arts Center, March 4-April 15. This will be an "Off the Wall" show, allowing people to take the art home with them that day. Items are needed by February 26 for the show opening, and by March 26 for inclusion in the month of April. If you are interested in participating in the \$25 for 25th Project, or would like more information, please indicate this on your registration form.

CATERED BOX LUNCHES

Catered boxed lunches are available each day.
Lunches will be delivered to your workshop site before noon.
Cost: \$15.00 each, including a gratuity for the delivery driver.
Select your lunches on the registration form.

THURSDAY - JC Market Deli - Lunches include a bag of chips and a cookie.

1 Veggie Sandwich—Lettuce, tomato, avocado, cucumber, green peppers and cream cheese on whole wheat bread. Pickle on the side.

#2 Turkey Sandwich—Turkey, cheddar cheese, lettuce, tomato, mayonnaise on sourdough bread. Pickle on the side.

#3 Ham Sandwich—Ham, swiss cheese, lettuce, tomato, Dijon mustard, on wheat bread. Pickle on the side.

Gluten free bread available.

FRIDAY AND SATURDAY — Café Stephanie's - lunches include a bag of chips and a cookie.


#5 Chicken Caesar Salad —Romaine lettuce, grated parmesan cheese, house made Caesar dressing, croutons and chicken breast.

#6 Veggie Sandwich — Avocado, pickled red onion, Roma tomatoes, cucumbers, lettuce, provolone cheese, herbed cream cheese and Dijon mayonnaise on whole wheat. Pickle on the side.

#7 Gobbler Sandwich — House roasted turkey, provolone cheese, cranberry cream cheese, lettuce, Roma tomatoes and Dijon mustard on sourdough. Pickle on the side.

#8 Moo Sandwich - House roasted beef, cheddar cheese, pickled red onion, lettuce, Roma tomatoes, Dijon mustard and mild horseradish (on the side) on sourdough. Pickle on the side.

#8B Salad - House roasted beef, cheddar cheese, pickled red onion, lettuce Roma tomatoes, Romaine lettuce with ranch or house balsamic vinaigrette on the side.




SCHOLARSHIPS The Friends of the Festival group, the \$25 for 25 program (now the \$25 for the Future) and the raffle last year are allowing us two one day workshop scholarships in exchange for two days volunteering. If you or someone you know would like to learn more, contact Sara at ssiggelkow@coastarts.org.

Thursday, April 13	Friday, April 14	Saturday, April 15
Dressing in Red: Madder Bookcloth for Books, Boxes & Portfolios Iris Sullivan Daire Day 1	Dressing in Red: Madder Bookcloth for Books, Boxes & Portfolios Iris Sullivan Daire Day 2	Plant Ink Alchemy Iris Sullivan Daire
Unfolding Gallery Book Margo Klass Day 1	Unfolding Gallery Book Margo Klass Day 2	Reversing Accordion Connie Stricks
Japanese Portfolio Box Moe Snyder Day 1	Japanese Portfolio Box Moe Snyder Day 2	Gary Frost's Sewn Boards Binding Moe Snyder
Long Stitch Over Tapes Book and Box Slip Case Randi Parkhurst Day 1	Long Stitch Over Tapes Book and Box Slip Case Randi Parkhurst Day 2	Paper Embellishment - Leather and Bark Textures Workshop Randi Parkhurst
Animated Pop-Ups Shawn Sheehy Day 1	Animated Pop-Ups Shawn Sheehy Day 2	Paper Engineering for the Pop-Up Curious Shawn Sheehy
Introduction to Paper Marbling Pietro Accardi	Advanced and Metallic Paper Marbling Pietro Accardi	Hatch Top Box Pietro Accardi

SPECIAL THANK YOU TO

The Newport Paper & Book Arts Festival Advisory Committee
Sara Siggelkow, Cheri Aldrich, Fanny Drews, Margo Klass, Margaret Paz-Partlow,
Moe Snyder, and Sandi Williams



QUESTIONS Contact Sara Siggelkow at ssiggelkow@coastarts.org or 541-574-3364